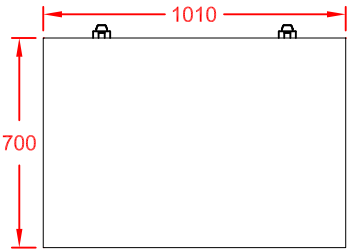
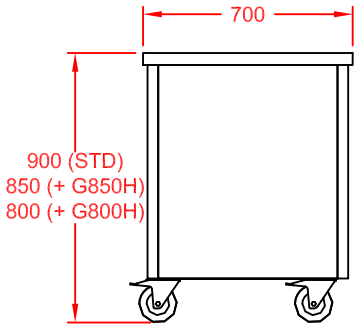


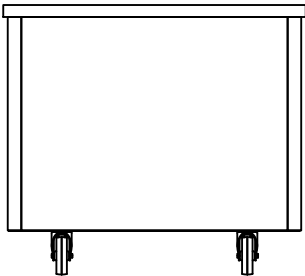
COLOUR FINISH (FRONT & SIDES)	OPTION CODE
MERLIN GREY	STANDARD
OCEAN BLUE	GBLUE90IN
GOOSEWING LIGHT GREY	GGREY90IN
POPPY RED	GPRED90IN
WHITE	GWHIT90IN
FOREST GREEN / HERITAGE	GGREN90IN
BUTTERMILK CREAM / HONESTY	GCREM90IN
BLACK	GBLAK90IN
WALNUT	GWALN90IN
BEECH	GBEEC90IN
OAK	GOAK90IN
SATIN S/STEEL	GSSTL90IN



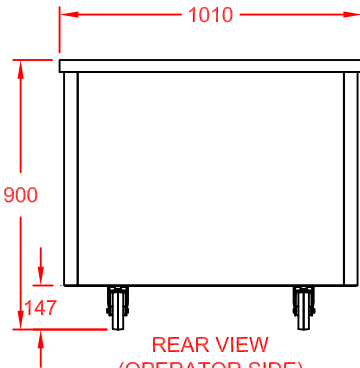
PLAN VIEW



END VIEW



FRONT VIEW  
(CUSTOMER SIDE)



REAR VIEW  
(OPERATOR SIDE)

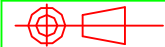
APPROX. UN-CRATED  
WEIGHT OF UNIT: 58Kg



CED FABRICATIONS LTD  
UNITS A1-A4, FALCON COURT  
CLAYTON BUSINESS PARK  
CLAYTON-LE-MOORS  
HYNDBURN  
LANCASHIRE BB5 5JD

This drawing and information herein is confidential to CED Fabrications Ltd. It is issued in confidence that it will not be disclosed to any third party in part or in whole without permission from CED FABRICATIONS Ltd.

© CED FABRICATIONS LTD



DESCRIPTION:

GLIDE DINING CARTS  
90 DEG INTERNAL CORNER INFILL UNIT

SCALE: 1 : 25@A4    REV No: A

PRODUCT  
CODE:                      GC90IN